

Cartridges



**GAC & CTO
(10'' / 20'')**




**10''/20''/30''
Spun**



**Mineral / Taste
Conditioner Cartridge**



**Inline
Cartridges**



Inlet Valve Pf




**UF
Membrane**



**Imported
Membrane
Housing QC**




Faucet



25 LPH RO



25/50 LPH Skid



50 LPH RO



100 LPH RO



**Electrolyzer
& pH meter**



TDS Meter



Level Controller



**Flushing Circuit
(Cyclic/Auto)**



**UV Lamp &
Chamber**